




markilux 760 / 860

The vertical cassette blind with guide tracks and tensioning system that gives excellent cover tension and has an elegant, refined appearance

01
02
03
04
05
06
07
08
09
10
11
12
13
14
15
16
17
18
19
20
21



side view
markilux 760



side view
markilux 860



square cassette
markilux 760



round cassette
markilux 860




reveal fixture
square cassette
markilux 760




reveal fixture
round cassette
markilux 860



cover profile
to block the gap
between cover and
track (optional)



decorative cap
assembly
for track bracket
(optional)



unit when closed

Design Features

the tensioned vertical blind;
complete protection from the sun,
wind and prying eyes

the markilux 760: compact, square
and discreet, the cassette profile
made of extruded aluminium is only
95 mm in height

stand-off fixture from the façade; this
embellishes the building still further

for long-lasting attractiveness the
blind has been powder coated

when closed the blind cover is
protected from the weather by the
fully encompassing cassette

Technical Specification

the blind cover is guided along
sturdy, aluminium guide rails

robust, self-supporting cassette
made of extruded aluminium

extremely sturdy, stainless steel
side cheek, sheathed in plastic and
powder coated

special vario-belts ensure optimum
cover tension when the blind is
completely extended

operation by means of a smooth
gearbox and universal joint

Optional Accessories

hard-wired motor operation
(optionally with automatic weather
controls) for straightforward and
easy operation

radio-controlled motor with radio
remote control for ease of use

an easily installed, radio control light
and wind sensor guarantees comfort
and a degree of safety – even in your
absence

the markilux PVC window for the
markilux 860 for covers in acrylic or
sunsilk fabric

Dimensions and configuration options

		75	100	125	165	205	245	285	325	350	375	400		
		62 75	76 100	101 125	126 165	166 205	206 245	246 285	286 325	326 350	351 375	376 400		
overall width	motor operation	+5												
overall width	manual operation	+8												
	150											58.5	76	
	200													
	250													
	300													
	350 ¹⁾													
	400 ¹⁾													

1) from a unit height of 301 cm, 3 track brackets will be supplied



dimensions in cm

Operation / Drive unit

	standard	optional
winding handle operation	<input checked="" type="checkbox"/>	—
hard-wired motor	—	<input checked="" type="checkbox"/>
io radio-controlled motor	—	<input checked="" type="checkbox"/>
radio-controlled motor (433 MHz)	—	<input checked="" type="checkbox"/>

Covers

	fabric range no.	standard	optional
sunsilk snc	324 xx / 328 xx / 369 xx	<input checked="" type="checkbox"/> 2)	—
sunvas snc	310 xx / 311 xx 313 xx — 315 xx	<input checked="" type="checkbox"/> 2)	—
transolair	338 xx	—	<input checked="" type="checkbox"/> 4)
perfortex	332 xx	<input checked="" type="checkbox"/> 3)	—
vuscreen ALU	317 xx	—	<input checked="" type="checkbox"/> 5)
sunvas perla	370 xx	—	<input checked="" type="checkbox"/> 3)

- 2) in the case of the markilux 760 up to a maximum unit height of 300 cm; from a unit height of 301 cm only sunvas oversized material is possible; from a certain size the cover will be made with horizontal panels
- 3) in the case of the markilux 760 up to a maximum unit height of 250 cm
- 4) depending on the width and unit height with bonded horizontal seam
- 5) up to a unit height of 250 cm

Miscellaneous





	standard	optional
light and wind sensor	—	<input checked="" type="checkbox"/>
cover profiles for gap between side rails and cover	—	<input checked="" type="checkbox"/>
markilux PVC windows	—	<input checked="" type="checkbox"/> 6)

6) only the markilux 860 with a cover made from sunsilk or sunvas is possible; see “Optional Accessories”

= hard-wired motor
 = radio-controlled motor (433 MHz)
 MA = fixture width / order width
 = no. of brackets per track
 MA min. = minimum fixture width
 AH = unit height

01
02
03
04
05
06
07
08
09
10
11
12
13
14
15
16
17
18
19
20
21

Frame colours

		standard	optional
traffic white	RAL 9016		
metallic aluminium	RAL 9006		
grey brown, similar to	RAL 8019		
non-standard powder-coated finish			

Colours similar to those in the RAL chart. Colours may differ slightly from those depicted in both hue and finish.

Dimensions and tolerances

	width	drop	
		760	860
housing tolerances	+5 / -10 mm		
blind cover width = blind fixture width	-100 mm		
blind cover length = unit height		-95 mm	-105 mm

Additional information

The width of the blind cover is always **less** than that of the blind.

Standard manual operation with bayonet fitting and universal joint made of stainless steel is operated from outside the building (winding handle lengths 110, 140, 160, 180 or 220 cm).

In the case of **manual operation** it takes approximately 24 turns per metre of overall unit height to extend the system.

In the case of motor operation the blind will take approx. 15 seconds per metre to extend.

N.B! If the **motor is used continuously** it will stop automatically after 3 to 4 minutes **to prevent overheating**.

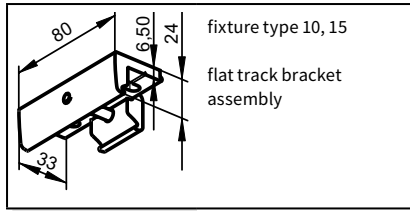
In the case of **a bank of blinds operating simultaneously, the same speed of rotation of the motors cannot be guaranteed** because of the internal tolerances of the motors.

This model is only available as a single unit.

Depending on the size of the blind, deflection may be in evidence in individual profiles and sections of profile which is completely unavoidable. This affects neither the functionality nor the durability of the blind.

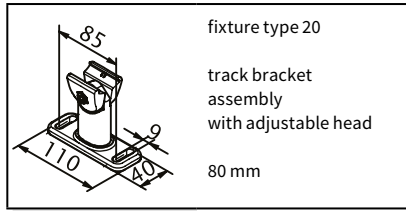
Fixtures, fittings and accessories

markilux 760 / 860



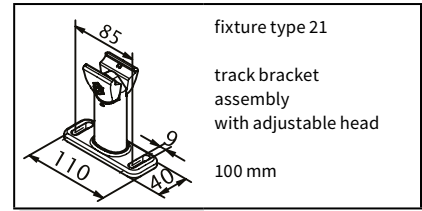
fixture type 10, 15
flat track bracket
assembly

78548.



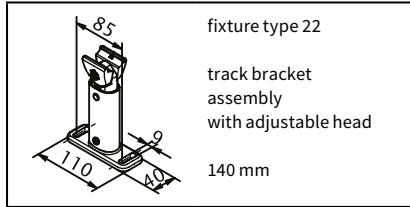
fixture type 20
track bracket
assembly
with adjustable head
80 mm

78451.



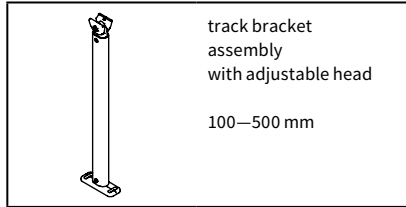
fixture type 21
track bracket
assembly
with adjustable head
100 mm

78538.



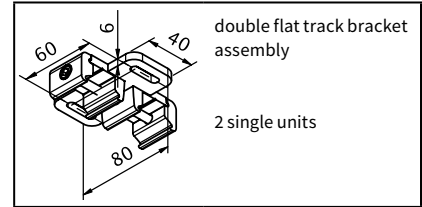
fixture type 22
track bracket
assembly
with adjustable head
140 mm

78539.



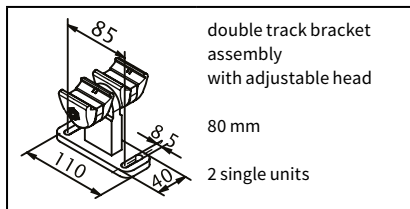
track bracket
assembly
with adjustable head
100—500 mm

78540.



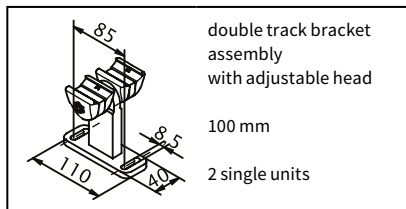
double flat track bracket
assembly
2 single units

78671.



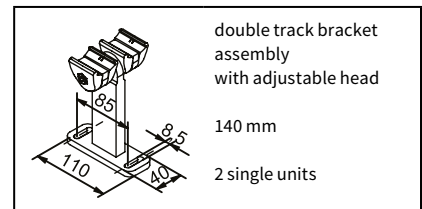
double track bracket
assembly
with adjustable head
80 mm
2 single units

78654.



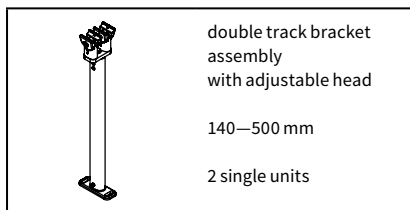
double track bracket
assembly
with adjustable head
100 mm
2 single units

78658.



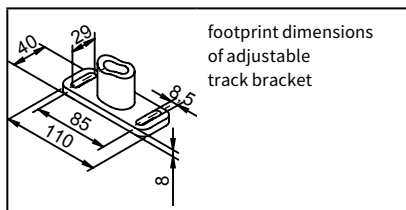
double track bracket
assembly
with adjustable head
140 mm
2 single units

78683.



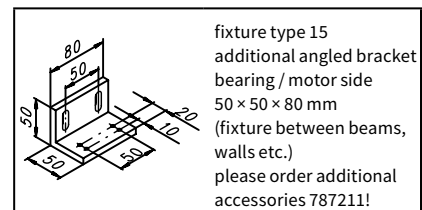
double track bracket
assembly
with adjustable head
140—500 mm
2 single units

78685.



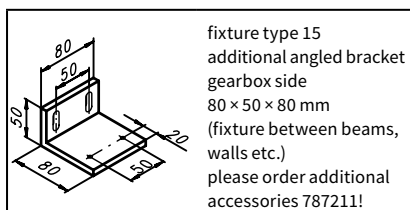
footprint dimensions
of adjustable
track bracket

78719.



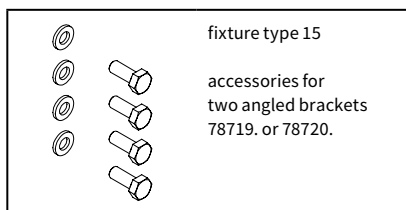
fixture type 15
additional angled bracket
bearing / motor side
50 × 50 × 80 mm
(fixture between beams,
walls etc.)
please order additional
accessories 787211!

78719.



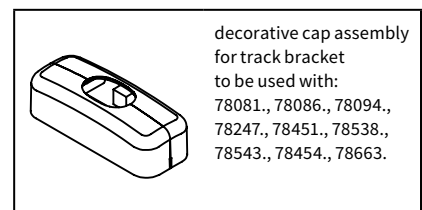
fixture type 15
additional angled bracket
gearbox side
80 × 50 × 80 mm
(fixture between beams,
walls etc.)
please order additional
accessories 787211!

78720.



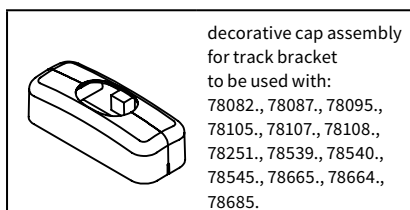
fixture type 15
accessories for
two angled brackets
78719. or 78720.

787211.



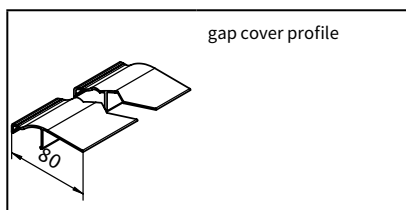
decorative cap assembly
for track bracket
to be used with:
78081., 78086., 78094.,
78247., 78451., 78538.,
78543., 78454., 78663.

76603.



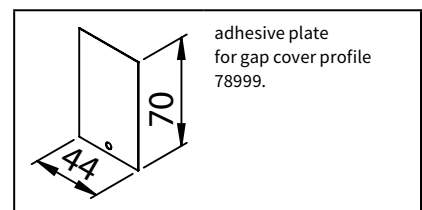
decorative cap assembly
for track bracket
to be used with:
78082., 78087., 78095.,
78105., 78107., 78108.,
78251., 78539., 78540.,
78545., 78665., 78664.,
78685.

76604.



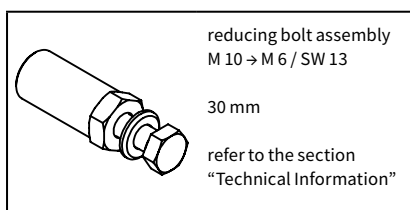
gap cover profile

78999.



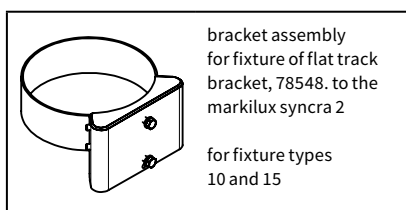
adhesive plate
for gap cover profile
78999.

79900.



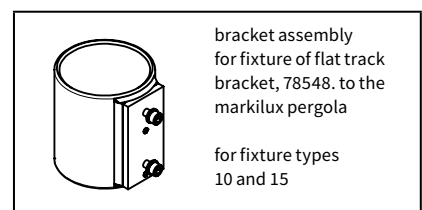
reducing bolt assembly
M10 → M6 / SW 13
30 mm
refer to the section
“Technical Information”

753211



bracket assembly
for fixture of flat track
bracket, 78548. to the
markilux syncra 2
for fixture types
10 and 15

72206.



bracket assembly
for fixture of flat track
bracket, 78548. to the
markilux pergola
for fixture types
10 and 15

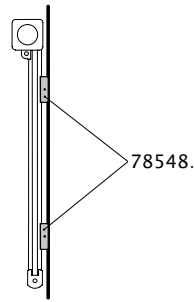
72203.

. = insert RAL colour code no.

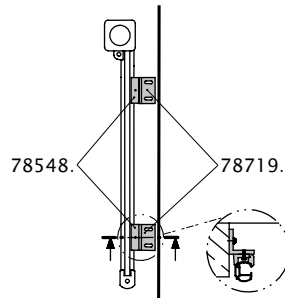
Fixture combinations / Fixture types

All brackets incur a surcharge

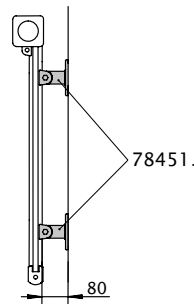
Fixture type
10*



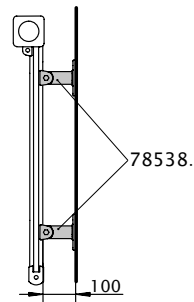
Fixture type
15*



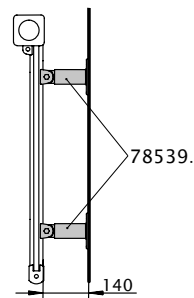
Fixture type
20*



Fixture type
21*



Fixture type
22*

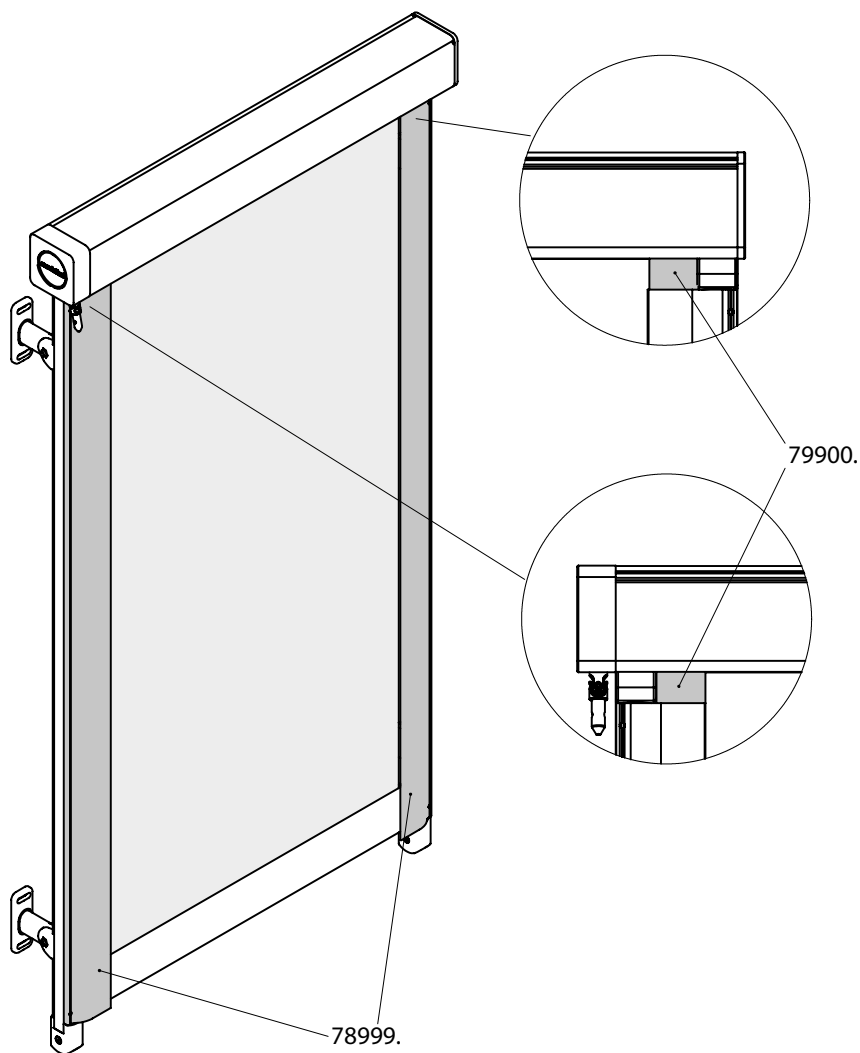


* from a unit height of 301 cm, 3 brackets per track

Individual bracket combinations – see “Fixtures, fittings and accessories”. Please note the minimum quantity required for the width and unit height you intend to order!

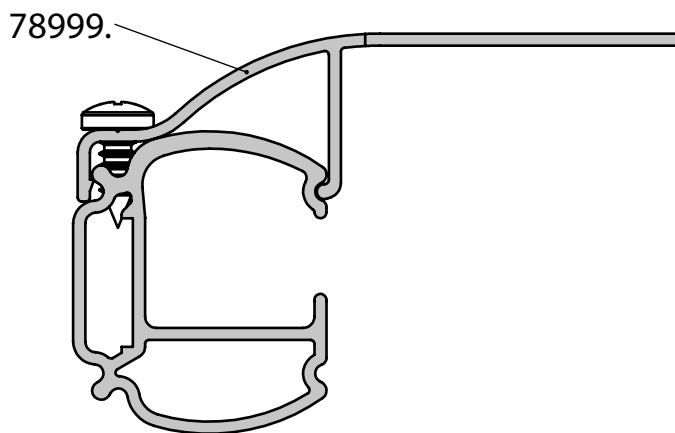
Fitting of the gap cover profile to block the gap between cover and tracks (optional)

Example in the case of the square cassette



dimensions in mm

Cross section of gap cover profile



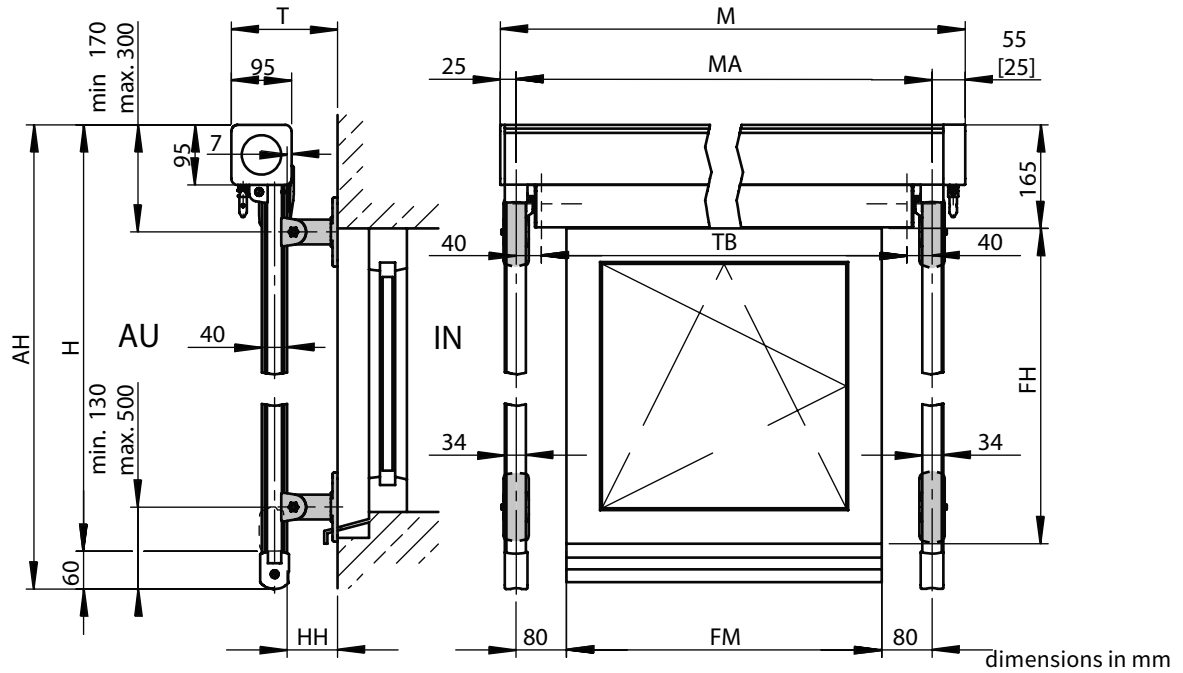
dimensions in mm

- 78999. = gap cover profile
- 79900. = adhesive plate for gap cover profile 78999.

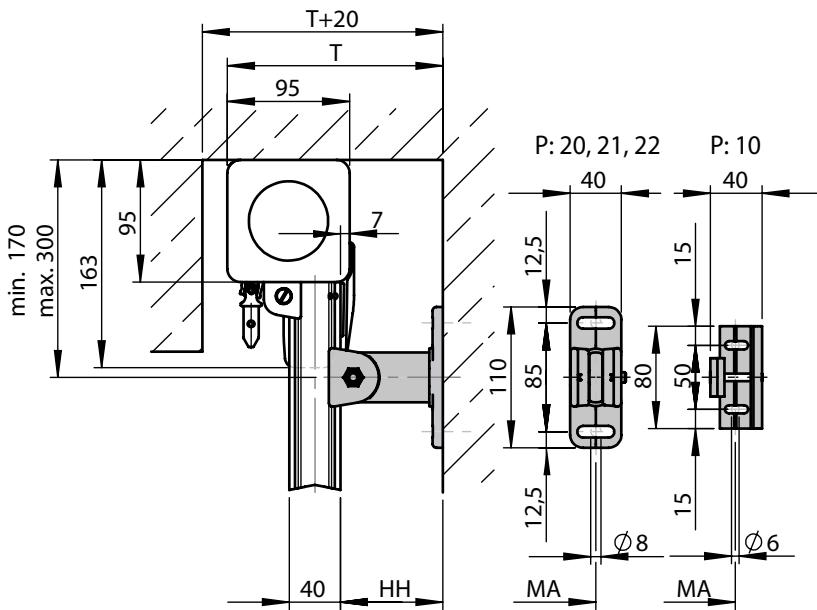
- 01
- 02
- 03
- 04
- 05
- 06
- 07**
- 08
- 09
- 10
- 11
- 12
- 13
- 14
- 15
- 16
- 17
- 18
- 19
- 20
- 21

Dimension overview and installation markilux 760

Dimension overview



Face fixture



P	10	20	21	22
HT	78548.	78451.	78538.	78539.
HH	15 mm	80 mm	100 mm	140 mm
T	103 mm	168 mm	188 mm	228 mm

dimensions in mm

AH = overall unit height = order height = drop "H" + 60 mm end cap overhang

H = drop

T = depth

M = overall blind width

MA = blind fixture width = fixture width = order width

TB = cover width

AU = exterior

IN = interior

HH = fixture bracket height

FH = façade height

FM = façade width

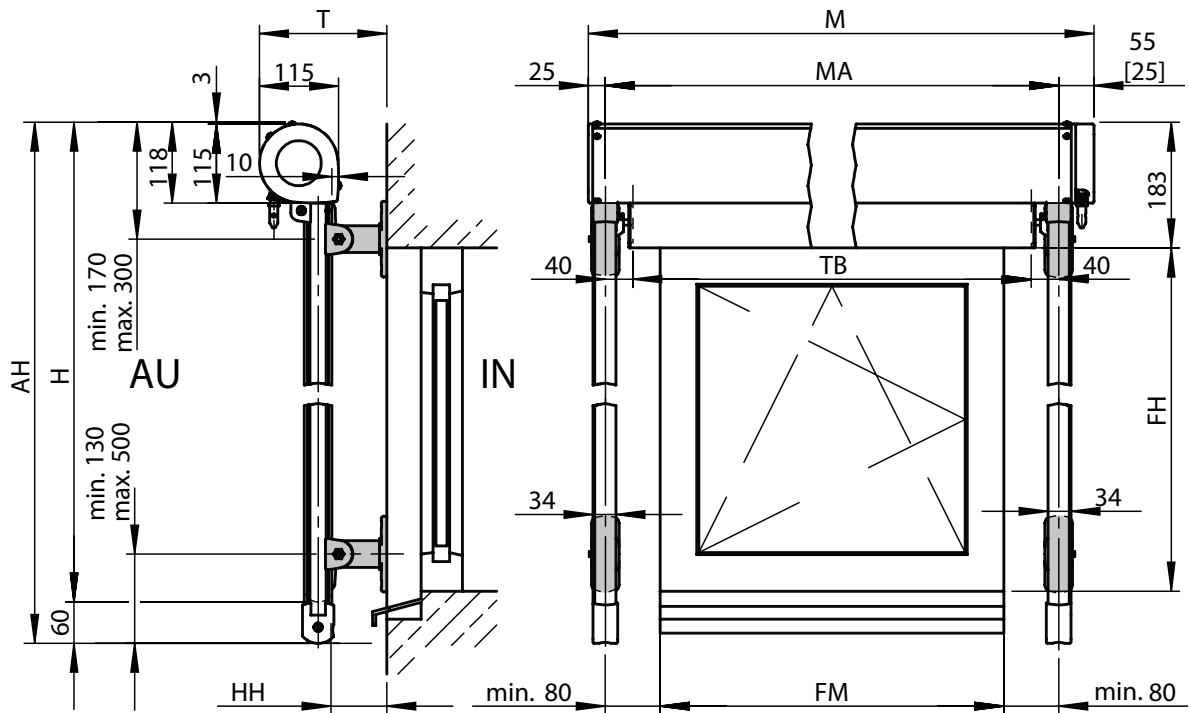
HT = fixture bracket

P = fixture type

[...] = dimensions in the case of motor operation

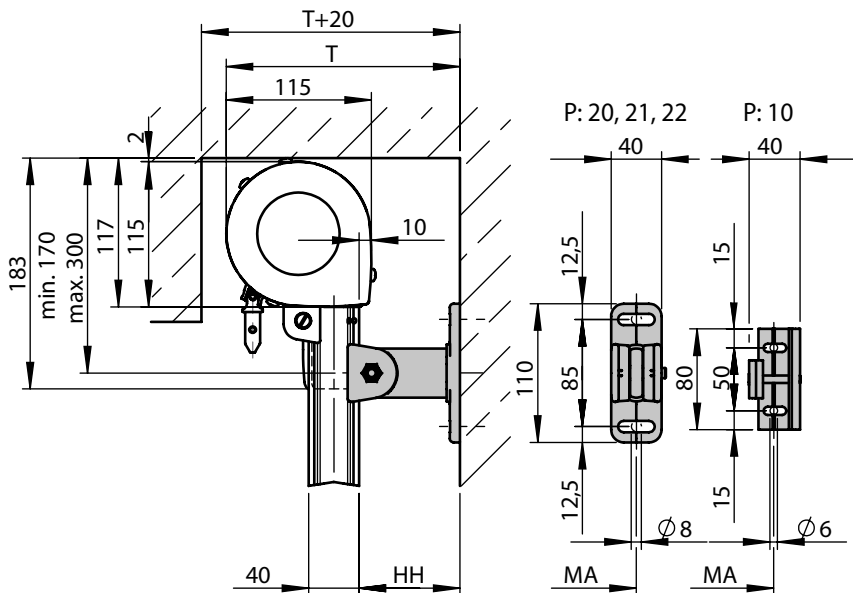
Installation markilux 860

Dimension overview



dimensions in mm

Face fixture



P	10	20	21	22
HT	78548.	78451.	78538.	78539.
HH	15 mm	80 mm	100 mm	140 mm
T	120 mm	185 mm	205 mm	245 mm

dimensions in mm

AH = overall unit height = order height = drop “H” + 60 mm
end cap overhang

H = drop

T = depth

M = overall blind width

MA = blind fixture width = fixture width = order width

TB = cover width

AU = exterior

IN = interior

HH = fixture bracket height

FH = façade height

FM = façade width

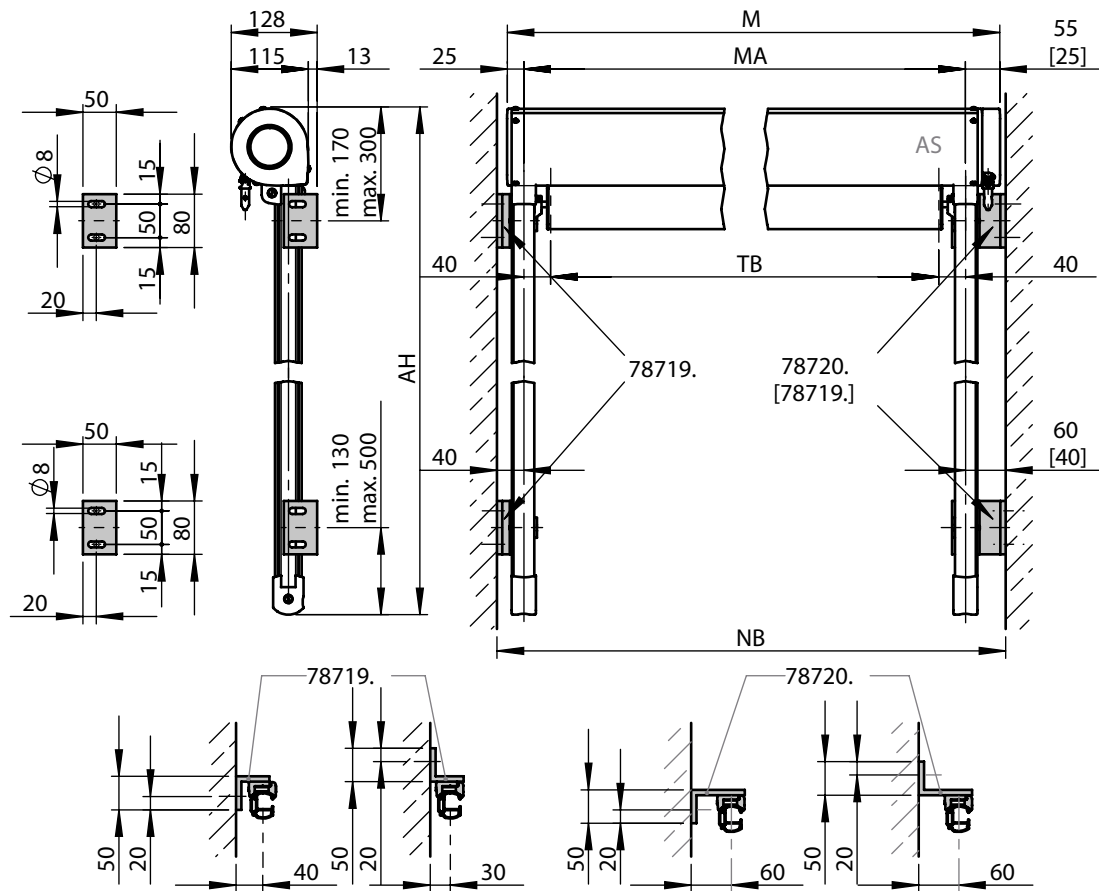
HT = fixture bracket

P = fixture type

[...] = dimensions in the case of motor operation

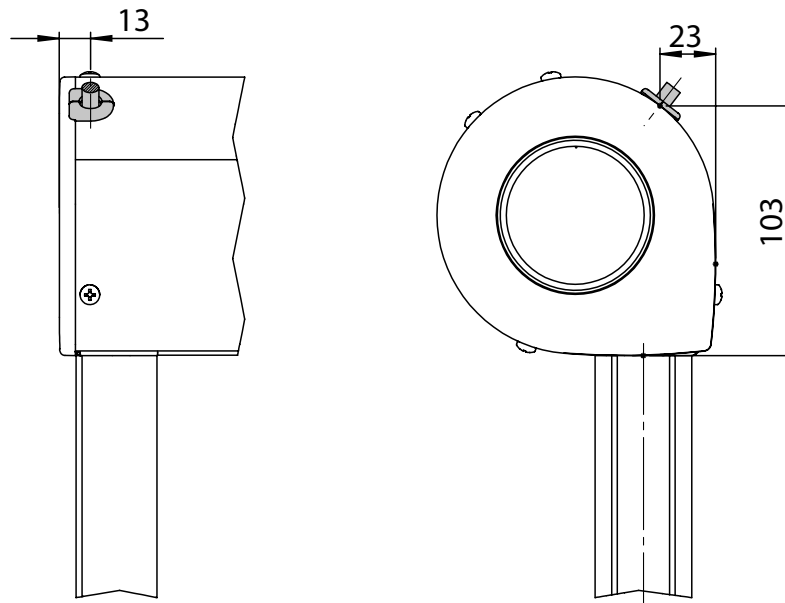
Installation markilux 860

Reveal fixture for gearbox or motor (fixture type 15)



dimensions in mm

Cable exit point in the case of motor-driven units



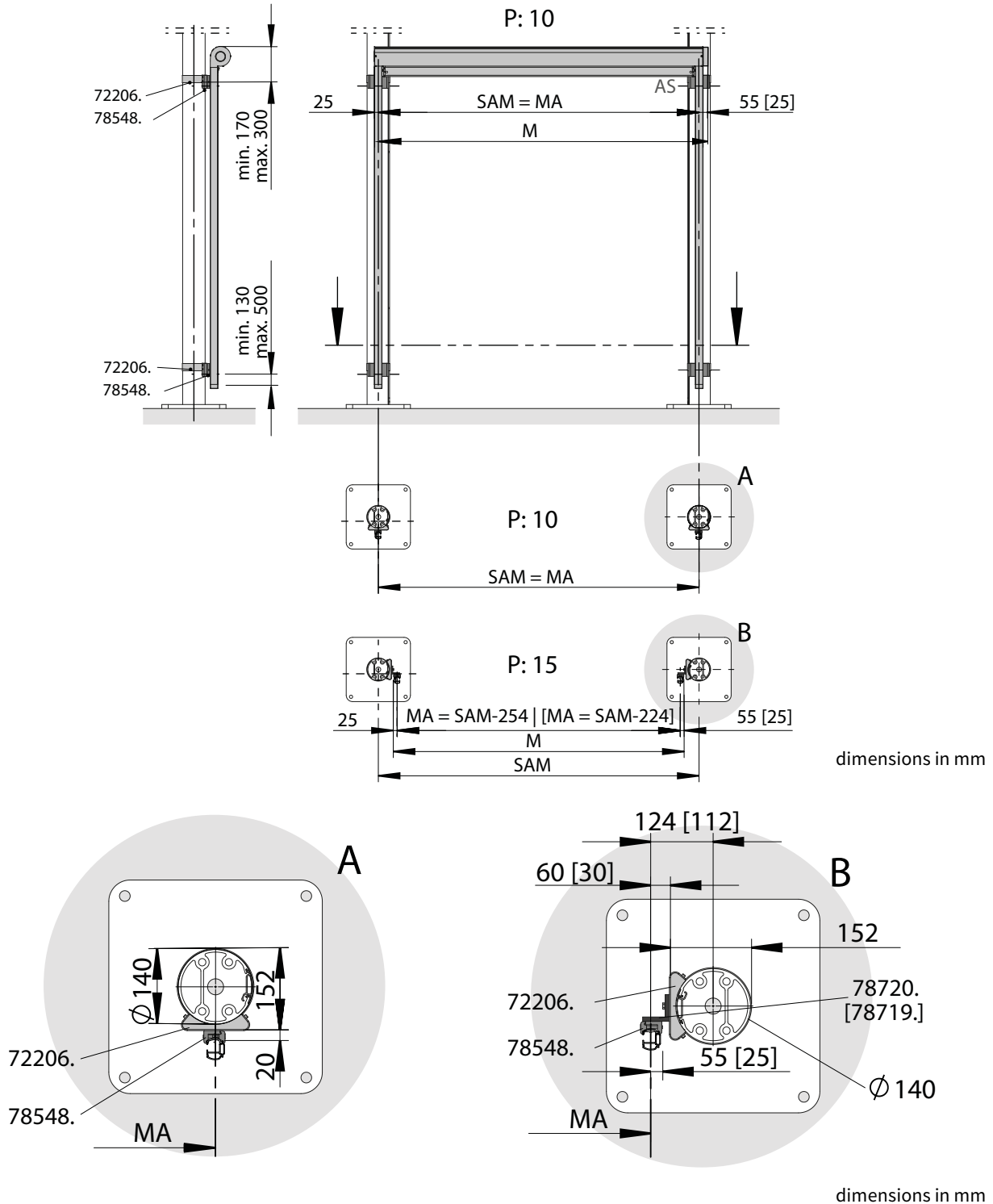
dimensions in mm

- AH = overall unit height = order height = drop "H" + 60 mm end cap overhang
- M = overall blind width
- MA = blind fixture width = fixture width = order width
- TB = cover width

- NB = reveal width
- AS = operation side
- [...] = dimensions in the case of motor operation
- 78719. = additional angled bracket bearing / motor side
- 78720. = additional angled bracket gearbox side

Installation of the markilux 760 / 860 to the markilux syncra 2

Dimension overview markilux 860



[...] = in the case of motor-driven blinds
(manual operation with a gearbox is standard)

AS = operation side

P = fixture type

A = detail of fixture type 10

B = detail of fixture type 15

MA = blind fixture width = fixture width =
order width

SAM = fixture width, support post markilux syncra 2

M = overall blind width = MA + 80 mm [50 mm]

72206. = bracket assembly for fixture of the universal fixture bracket
assembly 78758. to the support post of the markilux syncra 2

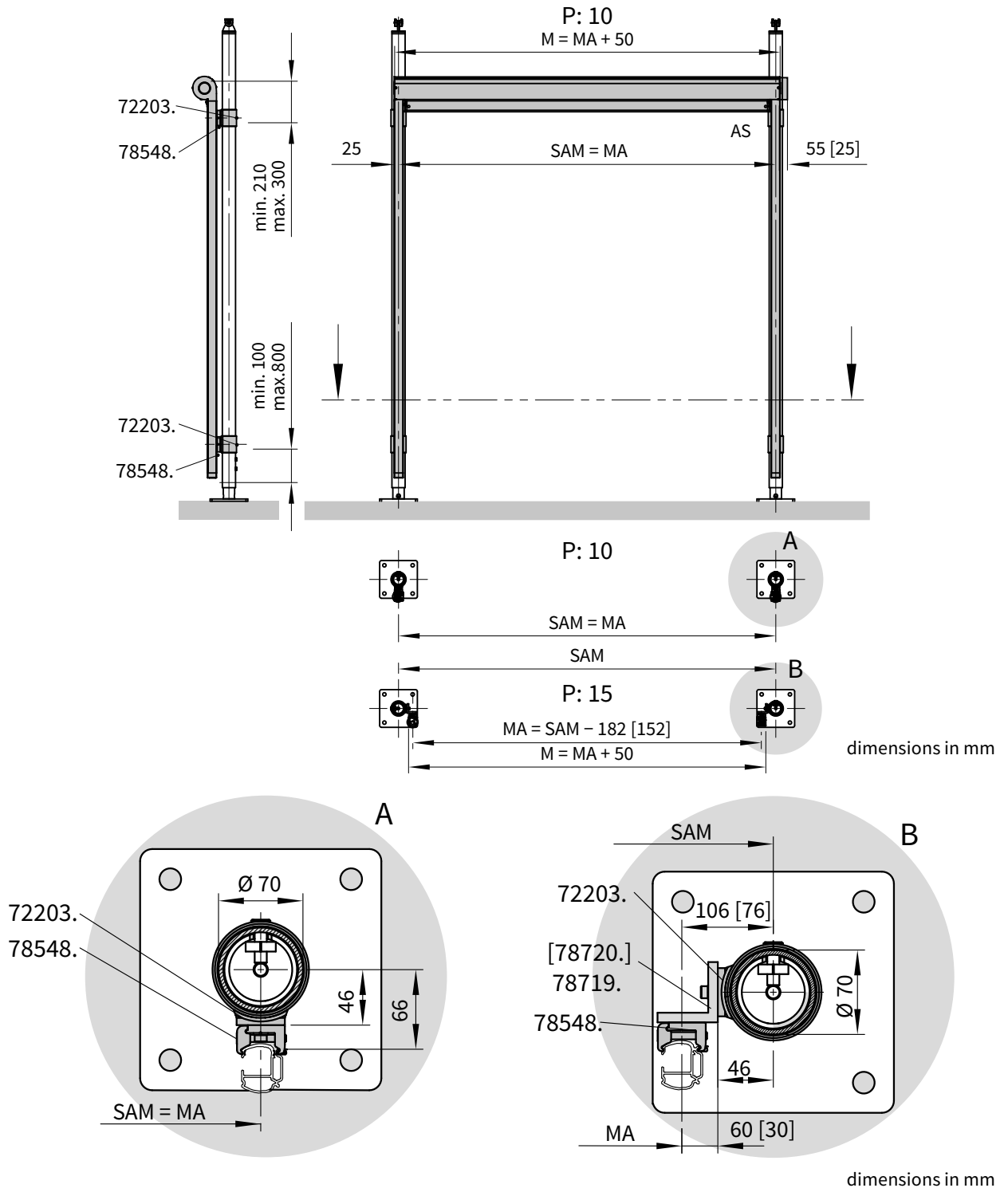
78548. = flat track bracket (fixture type 10 and 15)

78719. = additional angled bracket, bearing / gearbox / motor side
(fixture type 15)

78720. = additional angled bracket for gearbox side (fixture type 15)

Installation of the markilux 760 / 860 to the markilux pergola 110 / 210

Dimension overview markilux 860



[...] = in the case of motor-driven blinds
(manual operation with a gearbox is standard)

AS = operation side

P = fixture type

A = detail of fixture type 10

B = detail of fixture type 15

MA = blind fixture width = fixture width = order width

SAM = fixture width, support post markilux pergola 110 / 210

M = overall blind width = MA + 80 mm [50 mm]

72203. = bracket assembly for fixture of the universal fixture bracket assembly 78758. to the support post of the markilux pergola 110 / 210

78548. = flat track bracket (fixture type 10 and 15)

78719. = additional angled bracket, bearing / gearbox / motor side (fixture type 15)

78720. = additional angled bracket for gearbox side (fixture type 15)

- 01
- 02
- 03
- 04
- 05
- 06
- 07**
- 08
- 09
- 10
- 11
- 12
- 13
- 14
- 15
- 16
- 17
- 18
- 19
- 20
- 21